


# LIST OF PARTS FOR MACHINES


Nos. 45K37, 45K42  
45K50 and 45K52




No. 45K42 Machine.

*For the Illustrations of the Parts of these Machines refer to  
Form K2220 (Illustrations of Parts)*

THE SINGER MANUFACTURING COMPANY



No. 45K50 Machine.



No. 45K52 Machine.

## *Instructions for Ordering.*



In ordering from this List, the prefix and affix letters, with the part number, **MUST BE** quoted exactly as they are shown in the first column.

A number always indicates the same part, in whatever List it may appear, or for whatever machine.

The prefix SS indicates Screws made only at Singer.

" " NN " Nuts made only at Singer.

" " RR " Rollers and Studs made only at Singer.

The affix Letters (where shown) indicate the style of finish, as follows :—

A. Hardened, Polished and Plated.

B. Polished and Plated.

C. Hardened only.

D. Polished only.

E. Soft, not Polished.

F. Hardened and Polished.

H. Blued.

J. Plated only.

K. Hardened and Plated.

L. Brass or Gilt.

M. Oxidised.

P. Japanned.

R. Merlized.

T. Copper Plated.

In this series :

1 to 1500 and 50001 to 51500 are Screw Numbers.

1501 " 1800 are Nut Numbers.

1801 " 2000 " Roller "

2001 " 50000 are numbers of machine parts, etc.

80001 " 100000 are numbers of machine parts, etc., made only at Singer.

*Parts marked with an asterisk (\*) are furnished only when the repairs are made at Factory.*



# PARTS COMPLETE FOR

## Machine 45K37



**FLAT BED, DROP FEED, NEEDLE BAR LINK,  
VIBRATING PRESSER,  $\frac{1}{2}$ " Stitch, for CLOTH WORK.**

No.	Plate							
*91080	—	Arm with 446c, 82499 and 82549	...	...	...	...	...	...
8582	1062	" Dowel Pin (2)	...	...	...	...	...	...
118e	311	" Screw (3)	...	...	...	...	...	...
91615	1063	Arm Shaft	...	...	...	...	...	...
82499	869	" " Bushing (back)	...	...	...	...	...	...
82549	1062	" " " (front)	...	...	...	...	...	...
446c	311	" " " Set Screw for 82499	...	...	...	...	...	...
82400	871	" " Oil Tube	...	...	...	...	...	...
144d	311	" " Screw	...	...	...	...	...	...
82402	867	Arm Side Cover	...	...	...	...	...	...
286d	311	" " " Thumb Screw	...	...	...	...	...	...
82403	871	" Spool Pin	...	...	...	...	...	...
82404	238	Balance Wheel (two-speed) with two 434c	...	...	...	...	...	...
91002	—	" " ( " ) (heavy) with two 434c	...	...	...	...	...	...
434c	311	" " " Set Screw	...	...	...	...	...	...
NOTE.—No. 82404 is sent with this Machine unless otherwise specified on order.								
*91119	—	Bed	...	...	...	...	...	...
94801	—	Crank Connecting Rod with 94802, 94872 and two 158e	...	...	...	...	...	...
*94802	—	" " " Cap	...	...	...	...	...	...
94872	—	" " " Oil Pad	...	...	...	...	...	...
158e	311	" " " Screw	...	...	...	...	...	...
98613	—	" " " Hinge Stud	...	...	...	...	...	...
98614	—	" " " " Cottar Pin	...	...	...	...	...	...
1668c	—	" " " " " Nut	...	...	...	...	...	...
91081	275	Face Plate	...	...	...	...	...	...
SS45f	311	" " Screw (to attach to machine)	...	...	...	...	...	...
91082	—	Face Plate, complete, Nos. SS50f, 233d, 446c, 82449, 82455, 82502, 82503, 82525, 82551, 91070 and 91081	...	...	...	...	...	...

No.	Plate								
91008	873	<b>Feed Bar with 80036</b> ... ..							
94967	853	"	"	Retaining Spring	...	...	...	...	...
80036	1064	"	"	"	"	Pin	...	...	...
313c	312	"	"	Screw Centre (2)	...	...	...	...	...
1519e	841	"	"	"	"	Nut (2)	...	...	...
3032	869	<b>Feed Cam with 446c</b> ... ..							
446c	311	"	"	Set Screw	...	...	...	...	...
3033	869	<b>Feed Connecting Link</b> ... ..							
375c	312	"	"	"	"	Hinge Screw (2)	...	...	...
1518e	841	"	"	"	"	"	Nut (2)	...	...
91071	279	<b>Feed Dog</b> ... ..							
704c	312	"	"	Screw	...	...	...	...	...
91072	272	<b>Feed Forked Connection</b> ... ..							
375c	312	"	"	"	"	Hinge Screw	...	...	...
1518e	841	"	"	"	"	"	Nut	...	...
91014	873	<b>Feed Lifting Rock Shaft</b> ... ..							
91334	—	"	"	"	"	91014 with 91335	...	...	...
91335	870	"	"	"	"	Crank with 1809 and two 157c	...	...	...
157c	858	"	"	"	"	"	Clamping Screw	...	...
1809	841	"	"	"	"	"	Roller and Stud	...	...
304c	312	"	"	"	"	"	Screw Centre (2)	...	...
1513j	841	"	"	"	"	"	"	Nut (2)	...
91017	870	<b>Feed Regulator</b> ... ..							
1128e	841	"	"	"	"	Hinge Screw	...	...	...
SS115d	841	"	"	"	"	Thumb Screw	...	...	...
91073	272	<b>Feed Rock Shaft with 91169</b> ... ..							
91338	—	"	"	"	"	91073 with 91337	...	...	...
91337	870	"	"	"	"	Crank with two 157c	...	...	...
157c	858	"	"	"	"	"	Clamping Screw	...	...
91169	1069	"	"	"	"	"	Retaining Spring Pin	...	...
304c	312	"	"	"	"	"	Screw Centre (2)	...	...
1513j	841	"	"	"	"	"	"	Nut (2)	...
85527	873	<b>Guide</b> ... ..							
793d	311	"	"	"	"	Thumb Screw (2)	...	...	...

No.	Plate							
91083	293	<b>Lifting Lever</b>	...	...	...	...	...	...
91086	293	" "	91083 with 91084 and 91085	...	...	...	...	...
91084	293	" "	Adjusting Block	...	...	...	...	...
91085	—	" "	" "	Hinge Pin	...	...	...	...
574d	293	" "	" "	Thumb Screw	...	...	...	...
1528d	1385	" "	" "	" "	" "	Nut	...	...
91087	293	" "	Hinge Bracket	...	...	...	...	...
SS45d	311	" "	" "	Screw (2)	...	...	...	...
91088	293	" "	" "	Stud	...	...	...	...
190d	312	" "	" "	" "	Screw	...	...	...
91089	293	" "	" "	" "	" "	Washer	...	...
91090	293	" "	" "	" "	91087 with 91088	...	...	...
RR26	293	" "	Roller and Screw Stud	...	...	...	...	...
91091	819	<b>Needle Bar</b>	...	...	...	...	...	...
91022	871	" "	Connection with two 158d	...	...	...	...	...
158d	311	" "	" "	Clamping Screw	...	...	...	...
91240	850	" "	" "	Link	...	...	...	...
375c	312	" "	" "	" "	Hinge Screw	...	...	...
1518e	841	" "	" "	" "	" "	Nut	...	...
82520	853	<b>Needle Clamp</b>	...	...	...	...	...	...
156f	311	" "	" "	Screw	...	...	...	...
82521	853	" "	" "	Thread Eyelet	...	...	...	...
226d	841	" "	" "	" "	Screw	...	...	...
82522	707	" "	complete, Nos. 156f, 226d, 82520 and 82521	...	...	...	...	...
91796	1333	<b>Oil Box</b>	...	...	...	...	...	...
82459	1333	" "	Cover	...	...	...	...	...
82460	1329	" "	" "	Hinge Pin	...	...	...	...
80106	1381	" "	" "	Latch Spring	...	...	...	...
219f	311	" "	" "	" "	Screw	...	...	...
82462	1329	" "	" "	" "	" "	Washer...	...	...
82463	—	" "	Oil Pad (Cloth)	...	...	...	...	...
SS50f	311	" "	" "	Screw	...	...	...	...
82464	1329	" "	" "	" "	Washer	...	...	...
SS395f	1062	" "	Stud Screw	...	...	...	...	...
SS42f	1062	" "	" "	Set Screw	...	...	...	...
91797	1063	<b>Oil Box</b> , complete, Nos. SS42f, SS50f, 219f, 80106, 82459, 82460, 82462 to 82464 and 91796	...	...	...	...	...	...
98615	—	<b>Oscillating Rock Shaft</b> with 91025, 94972 and two 91026	...	...	...	...	...	...
98616	—	<b>Oscillating Rock Shaft</b> , complete, Nos. 1668c and 98613 to 98615	...	...	...	...	...	...
6489	311	" "	" "	Hinge Pin	...	...	...	...
1513j	841	" "	" "	" "	" "	Nut	...	...
926c	312	" "	" "	" "	" "	Screw Bearing	...	...



No.	Plate								
1513j	841	<b>Oscillating Rock Shaft</b>	Hinge Pin	Screw	Bearing Nut	...			
91025	1064	"	"	"	Steel Plate (bottom)	...			
94972	1329	"	"	"	"	(top)	...		
91026	1064	"	"	"	"	Rivet	...		
91028	873	<b>Oscillating Shuttle Shaft</b>	...	...	...	...			
91029	853	"	"	"	Bushing	...			
SS39c	311	"	"	"	"	Set Screw	...		
91030	870	"	"	"	Collar with 453c	...			
453c	311	"	"	"	"	Set Screw	...		
91031	870	"	"	"	Crank with 453c and 1850	...			
11663	853	"	"	"	"	Pin	...		
1850	841	"	"	"	"	Roller and Stud	...		
453c	311	"	"	"	"	Set Screw	...		
91108	702	<b>Presser Bar (round)</b>	...	...	...	...			
91107	272	"	"	(flat) with 91112	...	...			
SS185f	1147	"	"	( " )	Adjusting Screw	...			
NN35d	1148	"	"	( " )	"	Lock Nut	...		
91111	—	"	"	( " )	Lower Guide Bracket with 157c and 91112	...			
157c	293	"	"	( " )	"	Clamping Screw	...		
91112	1070	"	"	( " )	"	Retaining Spring Pin	...		
RR41	1148	"	"	( " )	"	Roller and Screw Stud	...		
91113	851	"	"	( " )	Retaining Spring	...			
91112	1070	"	"	( " )	"	Pin	...		
91115	304	"	"	( " )	Top Bracket with two 157c	...			
157c	293	"	"	( " )	"	Clamping Screw	...		
91116	293	"	"	( " )	"	Hinge Pin	...		
91464	851	"	"		Automatic Thread Controller with 448c	...			
448c	1148	"	"	"	"	Set Screw	...		
82429	301	"	"	Lifter	...	...			
SS186d	307	"	"	"	Hinge Screw	...			
1518e	313	"	"	"	"	Nut	...		
91567	871	"	"	"	Lifting Bracket with 446c	...			
446c	311	"	"	"	"	Set Screw	...		
91416	756	"	"	"	"	Tension Release	...		
190f	312	"	"	"	"	Binding Screw	...		
95192	—	"	"	"	"	91567 with 91416 and two 190f	...		
283d	293	"	"	"	Locking Thumb Screw	...			
SS316d	622	<b>Presser Bar</b>	Screw	Bushing	...	...			
NN45d	289	"	"	"	"	Jam Nut	...		
91075	307	"	"	"	Spring	...			
91118	281	"	"	Foot	...	...			
91120	281	"	"	"	...	...			
793d	311	"	"	"	Thumb Screw	...			

NOTE.—No. 91120 is sent with this Machine unless other Presser Foot is specified on order.



No.	Plate							
95093	1467	<b>Shuttle Bobbin</b>	...	...	...	...	...	...
95094	1467	" Cylinder	...	...	...	...	...	...
91042	1467	" " Hinge Pin	...	...	...	...	...	...
91043	1467	" " Latch Spring	...	...	...	...	...	...
233f	1467	" " " Screw	...	...	...	...	...	...
98619	1697	" Frame ...	...	...	...	...	...	...
95095	1467	" Tension Spring	...	...	...	...	...	...
SS377f	1467	" " " Adjusting Screw	...	...	...	...	...	...
†98622	1697	<b>Shuttle (Cylinder) 2½" diam., complete, Nos. 233f, SS377f, 91042, 91043, 95093 to 95095 and 98619</b>	...	...	...	...	...	...
†98607	1701	<b>Shuttle Driver</b>	...	...	...	...	...	...
11663	853	" " Pin	...	...	...	...	...	...
91048	303	<b>Shuttle Guard</b>	...	...	...	...	...	...
287d	858	" " Thumb Screw	...	...	...	...	...	...
1549e	858	" " " Lock Nut	...	...	...	...	...	...
91049	302	<b>Shuttle Race with 91051, 91052 and 91055</b>	...	...	...	...	...	...
94973	—	" " 91049 with 91054 and two 401f	...	...	...	...	...	...
SS32f	858	" " Bearing Clamping Screw	...	...	...	...	...	...
NN8e	858	" " " " " Nut	...	...	...	...	...	...
91050	853	" " Cap	...	...	...	...	...	...
91051	1064	" " " Pin (short)	...	...	...	...	...	...
91052	303	" " " " (long)	...	...	...	...	...	...
91053	853	" " " Spring	...	...	...	...	...	...
41f	303	" " " " Screw	...	...	...	...	...	...
91054	303	" " " Loop Spreader	...	...	...	...	...	...
401f	858	" " " " Screw	...	...	...	...	...	...
91055	1064	" " " Position Pin	...	...	...	...	...	...
91056	303	<b>Shuttle Race (adjustable), complete, Nos. 41f, 287d, 1549e, 91048, 91050, 91053 and 94973</b>	...	...	...	...	...	...
91058	873	<b>Shuttle Race Slide (front)</b>	...	...	...	...	...	...
91059	873	" " " ( " ) Spring	...	...	...	...	...	...
337d	858	" " " ( " ) " Screw	...	...	...	...	...	...
91077	868	" " " (back)	...	...	...	...	...	...
180f	311	" " " ( " ) Screw (2)	...	...	...	...	...	...
91060	—	" " " 91058 with 91059 and two 337d	...	...	...	...	...	...
SS317e	858	<b>Tension Screw Stud</b>	...	...	...	...	...	...
1560d	858	" " " " Regulating Thumb Nut	...	...	...	...	...	...
446c	311	" " " " Set Screw	...	...	...	...	...	...
82445	869	" Spring	...	...	...	...	...	...
82446	871	" Washer (Felt)	...	...	...	...	...	...
82447	869	" " (Steel)	...	...	...	...	...	...
82448	1064	" Wheel	...	...	...	...	...	...
82502	290	<b>Tension, complete, Nos. SS317e, 1560d, 82445, 82448, two each 82446 and 82447</b>	...	...	...	...	...	...

†NOTE.—Shuttle Driver No. 98607 must be used in conjunction with Shuttle No. 98622 and vice versa. These new parts are not interchangeable with the old.

No.	Plate							
82551	1062	<b>Thread Controlling Lever</b>	...	...	...	...	...	...
82525	869	" " " Spring	...	...	...	...	...	...
82455	871	" " " Stop Pin	...	...	...	...	...	...
91070	297	<b>Thread Eyelet</b>	...	...	...	...	...	...
SS50f	311	" " Screw	...	...	...	...	...	...
82449	869	<b>Thread Guard</b> ...	...	...	...	...	...	...
233d	311	" " Screw	...	...	...	...	...	...
2102	1062	<b>Thread Retainer Disc</b> ...	...	...	...	...	...	...
413e	311	" " Screw Stud	...	...	...	...	...	...
1560d	858	" " " " Regulating Thumb Nut	...	...	...	...	...	...
2103	869	" " Spring	...	...	...	...	...	...
82503	290	<b>Thread Retainer</b> , complete, Nos. 413e, 1560d, 2103 and two 2102	...	...	...	...	...	...
91618	—	<b>Thread Take-up Cam</b> with SS320c and SS370c	...	...	...	...	...	...
SS320c	841	" " " Set Screw	...	...	...	...	...	...
SS370c	1062	" " " Timing Screw	...	...	...	...	...	...
91105	—	<b>Thread Take-up Lever</b>	...	...	...	...	...	...
91106	—	" " " 91105 with RR24 and 1519e	...	...	...	...	...	...
SS22d	311	" " " Hinge Screw	...	...	...	...	...	...
RR24	280	" " " Roller and Screw Stud	...	...	...	...	...	...
1519e	280	" " " " " " " Nut	...	...	...	...	...	...
91078	282	<b>Throat Plate</b> for 91071	...	...	...	...	...	...
91079	1064	" " " 91011 for Book Stitching	...	...	...	...	...	...
180f	311	" " " Screw (2)	...	...	...	...	...	...
NOTE.—No. 91078 is sent with this Machine unless other Throat Plate is specified on order.								
82550	—	<b>Drip Pan</b>	...	...	...	...	...	...

# PARTS COMPLETE FOR

## Machine 45K50



**FLAT BED, Top and Bottom Feed, Needle Bar Link, maximum length of stitch  $\frac{1}{2}$  inch, maximum thickness of material  $\frac{1}{2}$  inch. Specially intended for Pamphlet Stitching, but is suitable for many classes of Leather and Textile Work calling for strength of Feed.**

No.	Plate								
*91121	—	Arm with 446c, 82499 and 82549	...	...	...	...	...	...	...
8582	302	" Dowel Pin (2)	...	...	...	...	...	...	...
118e	311	" Screw (3)	...	...	...	...	...	...	...
91615	1063	Arm Shaft	...	...	...	...	...	...	...
82499	292	" " Bushing (back)	...	...	...	...	...	...	...
82549	1071	" " " (front)	...	...	...	...	...	...	...
446c	311	" " " Set Screw for 82499	...	...	...	...	...	...	...
82400	706	" " Oil Tube	...	...	...	...	...	...	...
144d	311	" " Screw	...	...	...	...	...	...	...
91191	274	Arm Side Cover	...	...	...	...	...	...	...
286d	308	" " " Thumb Screw	...	...	...	...	...	...	...
82403	289	" Spool Pin	...	...	...	...	...	...	...
91418	623	Alternating Feed Presser Bar	...	...	...	...	...	...	...
91434	622	" " " " Connecting Link	...	...	...	...	...	...	...
145f	311	" " " " " Adjusting	...	...	...	...	...	...	...
								Screw	
NN34d	293	" " " " " Adjusting	...	...	...	...	...	...	...
								Screw Wing Nut	
52f	311	" " " " " Link Hinge	...	...	...	...	...	...	...
91125	306	" " " " " Slide Block	...	...	...	...	...	...	...
								with 91686	
91686	1074	" " " " " Slide Block Pin	...	...	...	...	...	...	...
52f	311	" " " " " Screw	...	...	...	...	...	...	...
91626	306	" " " " " Spring	...	...	...	...	...	...	...
95193	—	Alternating Feed Presser Bar Connecting Link, complete,	...	...	...	...	...	...	...
		Nos. NN34d, 145f, 91125, 91420, 91434 and 91626	...	...	...	...	...	...	...

No.	Plate								
91421	622	<b>Alternating Feed Presser Bar</b>	Guide Bracket	...	...				
389f	311	"	"	"	"	"	"	Screw	...
389f	311	"	"	"	"	"	"	Screw	...
91156	306	"	"	"	"	"	"	Washer	...
91419	622	"	"	"	"	"	"	Slide Block	...
RR52	622	"	"	"	"	"	"	Roller and Stud	...
404c	622	"	"	"	"	"	"	Screw	...
11162	622	"	"	"	"	"	"	Washer	...
91420	622	<b>Alternating Feed Presser Bar Slide Block, complete, Nos.</b>							
		RR52, 404c, 11162 and 91419	...	...	...	...	...	...	...
91002	—	<b>Balance Wheel</b> (two-speed) (heavy) with two 434c	...	...	...	...	...	...	...
434c	311	"	"	Set Screw	...	...	...	...	...
*91119	—	<b>Bed</b>	...	...	...	...	...	...	...
91128	272	<b>Crank Connecting Rod</b> with 91005, 94872 and two 158e	...	...	...	...	...	...	...
*91005	—	"	"	"	Cap	...	...	...	...
94872	—	"	"	"	"	Oil Pad	...	...	...
158e	311	"	"	"	"	Screw	...	...	...
98613	—	"	"	"	"	Hinge Stud	...	...	...
98614	—	"	"	"	"	"	Cottar Pin	...	...
1668c	—	"	"	"	"	"	"	Nut	...
91343	492	<b>Face Plate</b>	...	...	...	...	...	...	...
SS44f	311	"	"	Screw (to attach to machine) (3)	...	...	...	...	...
91344	—	<b>Face Plate, complete, Nos. 233d, 446c, 82449, 82455, 82502, 82525, 82551, 91343 and 95191</b>	...	...	...	...	...	...	...
91008	276	<b>Feed Bar</b> with 80036	...	...	...	...	...	...	...
94967	853	"	"	Retaining Spring	...	...	...	...	...
80036	1064	"	"	"	"	Pin	...	...	...
313c	312	"	"	Screw Centre (2)	...	...	...	...	...
1519e	280	"	"	"	"	Nut (2)	...	...	...
91132	304	<b>Feed Cam</b> with 446c	...	...	...	...	...	...	...
446c	311	"	"	Set Screw	...	...	...	...	...
3033	295	<b>Feed Connecting Link</b>	...	...	...	...	...	...	...
375c	312	"	"	"	"	Hinge Screw (2)	...	...	...
1518e	313	"	"	"	"	"	Nut (2)	...	...
91011	279	<b>Feed Dog</b> (for Book Stitching)	...	...	...	...	...	...	...
704c	312	"	"	Screw	...	...	...	...	...
91133	276	<b>Feed Forked Connection</b>	...	...	...	...	...	...	...
375c	312	"	"	"	"	Hinge Screw	...	...	...
1518e	313	"	"	"	"	"	Nut	...	...



No.	Plate								
91014	271	<b>Feed Lifting Rock Shaft</b> ... ..							
91334	—	"	"	"	"	91014 with 91335	...	...	...
91335	358	"	"	"	"	Crank with 1809 and two 157c	...	...	...
157c	293	"	"	"	"	" Clamping Screw	...	...	...
1809	280	"	"	"	"	" Roller and Stud	...	...	...
304c	312	"	"	"	"	Screw Centre (2)	...	...	...
1513j	279	"	"	"	"	" " Nut (2)	...	...	...
91134	304	<b>Feed Regulator</b> ... ..							
1128e	307	"	"			Hinge Screw	...	...	...
SS115d	313	"	"			Thumb Screw	...	...	...
247f	311	<b>Feed Regulating Position Screw</b> ... ..							
91135	306	"	"			Sliding Block	...	...	...
SS94e	311	"	"	"	"	Screw Stud	...	...	...
NN52d	280	"	"	"	"	" " Thumb Nut	...	...	...
91136	304	"	"	"	"	" " Washer	...	...	...
SS95d	311	"	"			Thumb Screw	...	...	...
91073	272	<b>Feed Rock Shaft with 91169</b> ... ..							
91338	—	"	"	"	"	91073 with 91337	...	...	...
91337	358	"	"	"	"	Crank with two 157c	...	...	...
157c	293	"	"	"	"	" Clamping Screw	...	...	...
91169	1069	"	"	"	"	Retaining Spring Pin	...	...	...
304c	312	"	"	"	"	Screw Centre (2)	...	...	...
1513j	279	"	"	"	"	" " Nut (2)	...	...	...
91435	623	<b>Feed Shaft</b> ... ..							
91437	623	"	"			Fork with 446c	...	...	...
446c	311	"	"	"	"	Set Screw	...	...	...
91436	623	"	"			Lever	...	...	...
7d	311	"	"	"	"	Hinge Screw	...	...	...
1512e	—	"	"	"	"	" " Nut	...	...	...
93328	707	"	"	"	"	Thread Eyelet	...	...	...
92646	305	"	"			Pin	...	...	...
85527	172	<b>Guide</b> ... ..							
793d	289	"				Thumb Screw (2)	...	...	...
91141	276	"				and Presser Bar Spring Bracket	...	...	...
91144	294	"	"	"	"	" " Bell Crank	...	...	...
91145	287	"	"	"	"	" " " Connecting	...	...	...
SS45d	311	"	"	"	"	Bracket with SS45d and 1816	...	...	...
1816	280	"	"	"	"	Bracket Bell Crank Connecting	...	...	...
		"	"	"	"	Bracket Clamping Screw	...	...	...
		"	"	"	"	Bell Crank Connecting	...	...	...
		"	"	"	"	Bracket Roller and Stud	...	...	...

No.	Plate								
161f	310	<b>Guide and Presser Bar Spring Bracket Bell Crank Screw ...</b>							
87345	304	"	"	"	"	"	"	"	"
									Washer
91142	—	"	"	"	"	"	"	Thread	Regulating Bracket
91143	287	"	"	"	"	"	"	"	Regulating Bracket 91142 with RR33
RR33	293	"	"	"	"	"	Bracket	Thread	Regulating Bracket Roller and Screw Stud
SS50d	311	"	"	"	"	"	Bracket	Thread	Regulating Bracket Screw
91146	—	<b>Needle Bar</b> ... ..							
91147	287	"	"	Connection with SS45d			...	...	...
SS45d	311	"	"	"	Clamping Screw			...	...
91148	296	"	"	"	Link (Adjustable) with SS44e			...	...
SS44e	311	"	"	"	"	Adjusting Screw			...
82520	643	<b>Needle Clamp</b> ... ..							
156f	311	"	"	Screw			...	...	...
82521	643	"	"	Thread Eyelet			...	...	...
226d	841	"	"	"	"	Screw			...
82522	707	<b>Needle Clamp, complete, Nos. 156f, 226d, 82520 and 82521</b> ...							
91796	1333	<b>Oil Box</b> ... ..							
82459	1333	"	"	Cover			...	...	...
82460	1329	"	"	"	Hinge Pin			...	...
80106	1381	"	"	"	Latch Spring			...	...
219f	1002	"	"	"	"	"	Screw		
82462	1329	"	"	"	"	"	Washer		
82463	—	"	"	Oil Pad (Cloth)			...	...	...
SS50f	1002	"	"	"	"	Screw			...
82464	1329	"	"	"	"	Washer			...
SS395f	1062	"	"	Stud Screw			...	...	...
SS42f	1062	"	"	"	"	Set Screw			...
91797	1063	<b>Oil Box, complete, Nos. SS42f, SS50f, 219f, 80106, 82459, 82460, 82462 to 82464 and 91796</b> ... ..							
98615	—	<b>Oscillating Rock Shaft with 91025, 94972 and two 91026</b> ...							
98616	—	<b>Oscillating Rock Shaft, complete, Nos. 1668c and 98613 to 98615</b>							
91025	306	"	"	"	Steel Plate (bottom)			...	...
94972	1329	"	"	"	"	"	(top)		
91026	302	"	"	"	"	"	Rivet		
6489	311	"	"	"	Hinge Pin			...	...
1513j	279	"	"	"	"	"	Nut		
926c	312	"	"	"	"	"	Screw Bearing		
1513j	279	"	"	"	"	"	"	"	Nut

No.	Plate							
91028	273	<b>Oscillating Shuttle Shaft</b> ... ..						
91029	292	"	"	"	Bushing	...	...	...
SS39c	311	"	"	"	"	Set Screw	...	...
91030	292	"	"	"	Collar with 453c	...	...	...
453c	311	"	"	"	"	Set Screw	...	...
91031	292	"	"	"	Crank with 453c and 1850	...	...	...
11663	297	"	"	"	"	Pin	...	...
1850	841	"	"	"	"	Roller and Stud	...	...
453c	311	"	"	"	"	Set Screw	...	...
82426	274	<b>Presser Bar</b> (with squared end) ... ..						
91149	297	"	"	"	Lifter	...	...	...
SS186d	307	"	"	"	Hinge Screw	...	...	...
1518e	313	"	"	"	"	Nut	...	...
91150	285	"	"	"	Spring	...	...	...
SS316d	622	"	"	"	Screw Bushing	...	...	...
91266	305	<b>Presser Foot</b> ... ..						
91551	—	"	"	"	(Serrated)	...	...	...
SS65d	299	"	"	"	Screw for 91266	...	...	...
793d	311	"	"	"	Thumb Screw for 91551	...	...	...
95093	1468	<b>Shuttle Bobbin</b> ... ..						
95094	1468	"	"	"	Cylinder	...	...	...
91042	1468	"	"	"	Hinge Pin	...	...	...
91043	1468	"	"	"	Latch Spring	...	...	...
233f	1468	"	"	"	"	Screw	...	...
98620	1697	"	"	"	Frame	...	...	...
95095	1468	"	"	"	Tension Spring	...	...	...
SS377f	1468	"	"	"	Adjusting Screw	...	...	...
†98623	1697	<b>Shuttle</b> (Cylinder) 2½" diam., complete, Nos. 233f, SS377f, 91042, 91043, 95093 to 95095 and 98620 ... ..						
†98607	1701	<b>Shuttle Driver</b> ... ..						
11663	297	"	"	"	Pin	...	...	...
91048	303	<b>Shuttle Guard</b> ... ..						
287d	307	"	"	"	Thumb Screw	...	...	...
1549e	299	"	"	"	"	Lock Nut	...	...
91049	302	<b>Shuttle Race</b> with 91051, 91052 and 91055 ... ..						
94973	—	"	"	"	91049 with 91054 and two 401f	...	...	...
SS32f	307	"	"	"	Bearing Clamping Screw	...	...	...
NN8e	307	"	"	"	"	Nut	...	...
91050	302	"	"	"	Cap	...	...	...
91052	303	"	"	"	Pin (long)	...	...	...
91051	302	"	"	"	" (short)	...	...	...

†NOTE.—Shuttle Driver No. 98607 must be used in conjunction with Shuttle No. 98623 and vice versa. These new parts are not interchangeable with the old.



No.	Plate						
91053	300	<b>Shuttle Race Cap Spring</b>	...	...	...	...	...
41f	303	" " " " Screw	...	...	...	...	...
91054	303	" " Loop Spreader	...	...	...	...	...
401f	858	" " " " Screw	...	...	...	...	...
91055	302	" " Position Pin	...	...	...	...	...
91056	303	<b>Shuttle Race (Adjustable), complete, Nos. 41f, 287d, 1549e, 91048, 91050, 91053 and 94973</b>	...	...	...	...	...
91057	277	<b>Shuttle Race Slide (back)</b>	...	...	...	...	...
180d	311	" " " ( " ) Screw (2)	...	...	...	...	...
91058	277	" " " (front)	...	...	...	...	...
91059	289	" " " ( " ) Spring	...	...	...	...	...
337d	284	" " " ( " ) " Screw	...	...	...	...	...
91060	—	" " " 91058 with 91059 and two 337d	...	...	...	...	...
SS317e	757	<b>Tension Screw Stud</b>	...	...	...	...	...
1560d	280	" " " Regulating Thumb Nut	...	...	...	...	...
446c	311	" " " Set Screw	...	...	...	...	...
82445	292	" Spring	...	...	...	...	...
82446	296	" Washer (Felt)	...	...	...	...	...
82447	304	" (Steel)	...	...	...	...	...
82448	296	" Wheel	...	...	...	...	...
82502	290	<b>Tension, complete, Nos. SS317e, 1560d, 82445, 82448, two each 82446 and 82447</b>	...	...	...	...	...
82551	1062	<b>Thread Controlling Lever</b>	...	...	...	...	...
82525	757	" " " Spring	...	...	...	...	...
82455	871	" " " Stop Pin	...	...	...	...	...
82449	292	<b>Thread Guard</b>	...	...	...	...	...
233d	311	" " Screw	...	...	...	...	...
91152	294	<b>Thread Retainer Bracket</b>	...	...	...	...	...
159d	311	" " " Screw	...	...	...	...	...
2102	296	" " Disc	...	...	...	...	...
413e	311	" " Screw Stud	...	...	...	...	...
1560d	280	" " " " Regulating Thumb Nut	...	...	...	...	...
2103	292	" " Spring	...	...	...	...	...
82503	290	<b>Thread Retainer, complete, Nos. 413e, 1560d, 2103 and two 2102</b>	...	...	...	...	...
95191	—	<b>Thread Retainer Bracket, complete, Nos. 159d, 82503 and 91152</b>	...	...	...	...	...
91619	—	<b>Thread Take-up Cam with SS320c and SS370c</b>	...	...	...	...	...
91155	287	" " " Link Connection with RR38	...	...	...	...	...



No.	Plate								
RR38	280	<b>Thread Take-up Cam</b>			Link Connection	Roller and Stud	...		
3012	302	"	"	"	Pin	...	...	...	...
SS320c	841	"	"	"	Set Screw	...	...	...	...
SS370c	1062	"	"	"	Timing Screw	...	...	...	...
82452	301	<b>Thread Take-up Lever</b>			...	...	...	...	...
82453	296	"	"	"	82452 with RR24 and 1519e				...
SS22d	311	"	"	"	Hinge Screw	...	...	...	...
RR24	280	"	"	"	Roller and Screw Stud	...	...	...	...
1519e	280	"	"	"	"	"	"	"	Nut ...
91079	1064	<b>Throat Plate for 91011</b>			...	...	...	...	...
180d	311	"	"	Screw (2)	...	...	...	...	...
82550	—	<b>Drip Pan</b>			...	...	...	...	...



No.	Plate								
91421	622	<b>Alternating Feed Presser Bar Guide Bracket</b>	...	...					
389f	311	" " " " " "	Screw	...	...				
389f	311	" " " " " "	Screw	...	...				
91156	306	" " " " " "	Washer	...	...				
91419	622	" " " " " "	Slide Block	...	...				
RR52	622	" " " " " "	Roller and Stud	...	...				
404c	622	" " " " " "	Screw	...	...				
11162	622	" " " " " "	Washer	...	...				
91420	622	<b>Alternating Feed Presser Bar Slide Block, complete, Nos.</b>							
		RR52, 404c, 11162 and 91419	...	...	...				
82404	271	<b>Balance Wheel (Two-Speed) with two 434c</b>	...	...					
91002	—	" " ( " ) (Heavy) with two 434c	...	...					
434c	311	" " Set Screw	...	...	...				
NOTE.—No. 82404 is sent with this Machine unless otherwise specified on order.									
*91327	—	<b>Bed (Cylinder)</b>	...	...	...	...	...	...	...
91128	272	<b>Crank Connecting Rod with 91005, 94872 and two 158e</b>	...	...					
*91005	—	" " " " Cap	...	...	...	...	...	...	...
94872	—	" " " " Oil Pad	...	...	...	...	...	...	...
158e	311	" " " " Screw (2)	...	...	...	...	...	...	...
98613	—	" " " " Hinge Stud	...	...	...	...	...	...	...
98614	—	" " " " Cottar Pin	...	...	...	...	...	...	...
1668c	—	" " " " " " Nut	...	...	...	...	...	...	...
91343	492	<b>Face Plate</b>	...	...	...	...	...	...	...
SS44f	311	" " Screw (to attach to Machine) (3)	...	...	...	...	...	...	...
91344	—	<b>Face Plate, complete, Nos. 233d, 446c, 82449, 82455, 82502, 82525, 82551, 91343 and 95191</b>	...	...	...	...	...	...	...
91194	294	<b>Feed Cam (top) with two 446c</b>	...	...	...	...	...	...	...
446c	311	" " Set Screw	...	...	...	...	...	...	...
91195	294	<b>Feed Connecting Crank with 453c and 1809</b>	...	...					
3012	302	" " " " Pin	...	...	...	...	...	...	...
1809	280	" " " " Roller and Stud	...	...	...	...	...	...	...
453c	311	" " " " Set Screw	...	...	...	...	...	...	...
247f	311	<b>Feed Regulating Position Screw</b>	...	...	...	...	...	...	...
91135	306	" " " " Sliding Block	...	...	...	...	...	...	...
SS94e	311	" " " " Screw Stud	...	...	...	...	...	...	...
NN52d	280	" " " " " " Thumb Nut	...	...	...	...	...	...	...
91136	304	" " " " " " Washer	...	...	...	...	...	...	...
SS95d	311	" " " " Thumb Screw	...	...	...	...	...	...	...
91435	623	<b>Feed Shaft</b>	...	...	...	...	...	...	...
91436	623	" " Lever	...	...	...	...	...	...	...

No.	Plate								
7d	311	<b>Feed Shaft</b>	Lever	Hinge	Screw	...	...	...	...
1512e	—	"	"	"	"	"	Nut	...	...
93328	707	"	"	"	Thread	Eyelet	...	...	...
†91198	287	<b>Guide</b>	...	...	...	...	...	...	...
91368	492	"	...	...	...	...	...	...	...
†91326	287	"	Plate	(.118 thick)	...	...	...	...	...
†180d	311	"	"	Screw	(2)	...	...	...	...
793d	289	"	Thumb	Screw	(2)	...	...	...	...
91611	—	<b>Guide Holder</b>	...	...	...	...	...	...	...
SS39d	311	"	"	Binding	Screw	...	...	...	...
91603	—	"	"	Bracket	...	...	...	...	...
91217	291	"	"	"	Hinge	Pin	...	...	...
91604	—	"	"	"	Hinge	Lever	...	...	...
946f	1114	"	"	"	"	Screw	...	...	...
91612	1075	<b>Guide Holder</b>	(Swing), complete,	Nos.	946f, 91217, 91603,	91604 and 91611	...	...	...
†Supplied only when specified on order and charged extra.									
91141	276	<b>Guide and Presser Bar Spring Bracket</b>	...	...	...	...	...	...	...
91144	294	"	"	"	"	"	"	Bell Crank	...
91145	287	"	"	"	"	"	"	"	Connecting
SS45d	311	"	"	"	"	"	"	Bracket Bell Crank Connecting	...
1816	280	"	"	"	"	"	"	Bracket Clamping Screw	...
161c	310	"	"	"	"	"	"	Bracket Bell Crank Connecting	...
87345	304	"	"	"	"	"	"	Bracket Roller and Stud	...
91142	—	"	"	"	"	"	"	Bracket Bell Crank Screw	...
91143	287	"	"	"	"	"	"	Washer	...
RR33	293	"	"	"	"	"	"	Thread	Regulating
SS50d	311	"	"	"	"	"	"	Bracket	...
91146	—	<b>Needle Bar</b>	...	...	...	...	...	Regulating	...
91147	287	"	"	Connection	with	SS45d	...	Bracket 91142 with RR33	...
SS45d	311	"	"	"	"	"	"	Bracket Thread Regulating	...
91148	296	"	"	"	"	"	"	Bracket Roller and Screw Stud	...
SS44e	311	"	"	"	"	"	"	Bracket Thread Regulating	...
82520	643	<b>Needle Clamp</b>	...	...	...	...	...	Bracket Screw	...
156f	311	"	"	Screw	...	...	...	...	...



No.	Plate						
82521	643	<b>Needle Clamp</b>	Thread Eyelet	...	...	...	...
226d	841	"	"	"	"	Screw	...
82522	707	<b>Needle Clamp,</b>	complete, Nos. 156f, 226d, 82520 and 82521	...	...	...	...
91796	1333	<b>Oil Box</b>	...	...	...	...	...
82459	1333	"	"	Cover	...	...	...
82460	1329	"	"	"	Hinge Pin	...	...
80106	1381	"	"	"	Latch Spring	...	...
219f	1002	"	"	"	"	Screw	...
82462	1329	"	"	"	"	Washer	...
82463	—	"	"	Oil Pad (Cloth)	...	...	...
SS50f	1002	"	"	"	"	Screw	...
82464	1329	"	"	"	"	Washer	...
SS395f	1062	"	"	Stud Screw	...	...	...
SS42f	1062	"	"	"	"	Set Screw	...
91797	1131	<b>Oil Box,</b>	complete, Nos. SS42f, SS50f, 219f, 80106, 82459, 82460, 82462 to 82464 and 91796	...	...	...	...
98617	—	<b>Oscillating Rock Shaft</b>	with 91025, 94972 and two 91026	...	...	...	...
98618	—	<b>Oscillating Rock Shaft,</b>	complete, Nos. 1668c, 98613, 98614 and 98617	...	...	...	...
6489	311	"	"	"	Hinge Pin	...	...
1513j	279	"	"	"	"	Nut	...
926c	312	"	"	"	"	Screw Bearing	...
1513j	279	"	"	"	"	"	Nut
91025	306	"	"	"	Steel Plate (bottom)	...	...
94972	1329	"	"	"	"	(top)	...
91026	302	"	"	"	"	Rivet	...
91202	274	<b>Oscillating Shuttle Shaft</b>	...	...	...	...	...
91172	294	"	"	"	Crank with 453c and 1850	...	...
11663	297	"	"	"	"	Pin	...
1850	841	"	"	"	"	Roller and Stud	...
453c	311	"	"	"	"	Set Screw	...
82426	274	<b>Presser Bar</b>	(with squared end)	...	...	...	...
91149	297	"	"	Lifter	...	...	...
SS186d	307	"	"	"	Hinge Screw	...	...
1518e	313	"	"	"	"	Nut	...
SS316d	622	"	"	Screw Bushing	...	...	...
82430	871	"	"	Spring	...	...	...
91203	306	<b>Presser Foot</b>	(left hand)	...	...	...	...
91205	285	"	"	(right hand)	...	...	...
SS65d	299	"	"	Screw	...	...	...
91206	280	<b>Presser Feeding Foot</b>	(serrated)	...	...	...	...
793d	311	"	"	"	Thumb Screw	...	...

NOTE.—Nos. 91203 and 91206 are sent with this Machine unless other Presser Feet are specified on order.

No.	Plate							
91092	—	<b>Presser Foot Feed Point</b>	$\frac{1}{8}$ "	Square	Stitch	...	...	...
91093	—	"	"	"	"	$\frac{1}{8}$ "	Twist	"
91094	—	"	"	"	"	$\frac{1}{8}$ "	Square	"
91095	—	"	"	"	"	$\frac{1}{8}$ "	Twist	"
91096	280	"	"	"	"	$\frac{1}{8}$ "	Square	"
91097	280	"	"	"	"	$\frac{1}{8}$ "	Twist	"
91098	280	"	"	"	"	$\frac{1}{10}$ "	Square	"
91099	280	"	"	"	"	$\frac{1}{10}$ "	Twist	"
91100	280	"	"	"	"	$\frac{1}{12}$ "	Square	"
91101	280	"	"	"	"	$\frac{1}{12}$ "	Twist	"
91102	—	"	"	"	"	$\frac{1}{14}$ "	Square	"
91103	—	"	"	"	"	$\frac{1}{14}$ "	Twist	"

NOTE.—Presser Foot Feed Points may be used with this machine, but are only supplied when specified on order and are charged extra.

95093	1467	<b>Shuttle Bobbin</b>	...	...	...	...	...	...
95094	1467	" Cylinder	...	...	...	...	...	...
91042	1467	" " Hinge Pin	...	...	...	...	...	...
91043	1467	" " Latch Spring	...	...	...	...	...	...
233f	1467	" " " Screw	...	...	...	...	...	...
98619	1697	" Frame ...	...	...	...	...	...	...
95095	1467	" Tension Spring	...	...	...	...	...	...
SS377f	1467	" " " Adjusting Screw	...	...	...	...	...	...
†98622	1697	<b>Shuttle</b> (Cylinder) $2\frac{1}{2}$ " diam., complete, Nos. 233f, SS377f, 91042, 91043, 95093 to 95095 and 98619	...	...	...	...	...	...
†98608	1699	<b>Shuttle Driver and Feed Raising Cam</b>	...	...	...	...	...	...
11663	297	" " Pin	...	...	...	...	...	...
91451	756	<b>Shuttle Race</b> (Cast Iron)	...	...	...	...	...	...
91315	285	" " Cap Spring	...	...	...	...	...	...
SS218f	285	" " " " Screw	...	...	...	...	...	...
91452	756	" " Cover	...	...	...	...	...	...
91430	684	" " Ring	...	...	...	...	...	...
SS318e	684	" " " Position Screw Stud (2)	...	...	...	...	...	...
SS317e	757	<b>Tension Screw Stud</b>	...	...	...	...	...	...
1560d	280	" " " Regulating Thumb Nut	...	...	...	...	...	...
446c	311	" " " Set Screw	...	...	...	...	...	...
82445	292	" Spring	...	...	...	...	...	...
82446	296	" Washer (Felt)	...	...	...	...	...	...
82447	304	" " (Steel)	...	...	...	...	...	...
82448	296	" Wheel	...	...	...	...	...	...
82502	290	<b>Tension</b> , complete, Nos. SS317e, 1560d, 82445, 82448, two each 82446 and 82447	...	...	...	...	...	...

†NOTE.—Shuttle Driver No. 98608 must be used in conjunction with Shuttle No. 98622 and vice versa. These new parts are not interchangeable with the old.

No.	Plate							
82551	1062	<b>Thread Controlling Lever</b>	...	...	...	...	...	...
82525	757	" " " Spring	...	...	...	...	...	...
82455	871	" " " Stop Pin	...	...	...	...	...	...
82449	292	<b>Thread Guard</b>	...	...	...	...	...	...
233d	311	" " Screw	...	...	...	...	...	...
91152	294	<b>Thread Retainer Bracket</b>	...	...	...	...	...	...
159d	311	" " " Screw	...	...	...	...	...	...
2102	296	" " Disc	...	...	...	...	...	...
413e	311	" " Screw Stud	...	...	...	...	...	...
1560d	280	" " " " Regulating Thumb Nut	...	...	...	...	...	...
2103	292	" " Spring	...	...	...	...	...	...
82503	290	<b>Thread Retainer, complete, Nos. 413e, 1560d, 2103 and two 2102</b>						
95191	—	<b>Thread Retainer Bracket, complete, Nos. 159d, 82503 and 91152</b>	...	...	...	...	...	...
91619	—	<b>Thread Take-up Cam with SS320c and SS370c</b>	...	...	...	...	...	...
91155	287	" " " Link Connection with RR38...	...	...	...	...	...	...
3012	302	" " " " " Pin	...	...	...	...	...	...
RR38	280	" " " " " Roller and Stud	...	...	...	...	...	...
SS320c	841	" " " Set Screw	...	...	...	...	...	...
SS370c	1062	" " " Timing Screw	...	...	...	...	...	...
82452	301	<b>Thread Take-up Lever</b>	...	...	...	...	...	...
82453	296	" " " 82452 with RR24 and 1519e	...	...	...	...	...	...
SS22d	311	" " " Hinge Screw	...	...	...	...	...	...
RR24	280	" " " Roller and Screw Stud	...	...	...	...	...	...
1519e	280	" " " " " " " " Nut	...	...	...	...	...	...
91208	287	<b>Throat Plate (fine needle hole)</b>	...	...	...	...	...	...
91209	287	" " (coarse needle hole)	...	...	...	...	...	...
180d	311	" " Screw	...	...	...	...	...	...
NOTE.—No. 91209 is sent with this Machine unless other Throat Plate is specified on order.								
91210	—	<b>Work Plate</b>	...	...	...	...	...	...
SS39d	311	" " Screw	...	...	...	...	...	...
NOTE.—No. 91210 is supplied only when specified on order and is charged extra.								







No.	Plate								
91421	622	<b>Alternating Feed Presser Bar Guide Bracket</b> ...							...
389f	311	"	"	"	"	"	"	Screw	...
389f	311	"	"	"	"	"	"	Screw	...
91156	306	"	"	"	"	"	"	Washer	...
91419	622	"	"	"	"	"	"	Slide Block	...
RR52	622	"	"	"	"	"	"	Roller and Stud	...
404c	622	"	"	"	"	"	"	Screw	...
11162	622	"	"	"	"	"	"	Washer	...
91420	622	<b>Alternating Feed Presser Bar Slide Block, complete, Nos.</b>							...
		RR52, 404c, 11162 and 91419 ...							...
91002	—	<b>Balance Wheel</b> (two-speed) (heavy) with two 434c							...
434c	311	"	"	"	"	"	"	Set Screw	...
*91342	—	<b>Bed</b> (Cylinder) ...							...
91128	272	<b>Crank Connecting Rod</b> with 91005, 94872 and two 158e							...
*91005	—	"	"	"	"	"	"	Cap	...
94872	—	"	"	"	"	"	"	Oil Pad	...
158e	311	"	"	"	"	"	"	Screw	...
98613	—	"	"	"	"	"	"	Hinge Stud	...
98614	—	"	"	"	"	"	"	Cottar Pin	...
1668c	—	"	"	"	"	"	"	Nut	...
95194	—	<b>Face Plate</b> ...							...
SS44f	311	"	"	"	"	"	"	Screw (to attach to Machine) (3)	...
95195	—	<b>Face Plate, complete, Nos. 207f, 233d, 82449, 82455, 82502,</b>							...
		82525, 82551, 91366 and 95194 ...							...
94986	—	<b>Face Plate Swing Cover</b> ...							...
94987	—	"	"	"	"	"	"	Hand Lever	...
14026	1098	"	"	"	"	"	"	Pin	...
91347	434	"	"	"	"	"	"	Stop Pin	...
32d	434	"	"	"	"	"	"	Hinge Screw	...
94988	—	"	"	"	"	"	"	Thread Pull-off Lever	...
14026	1098	"	"	"	"	"	"	Pin	...
94989	—	"	"	"	"	"	"	Spindle	...
91351	434	"	"	"	"	"	"	Spring	...
94990	—	<b>Face Plate Swing Cover, complete, Nos. 91347, 91351, 94986</b>							...
		to 94989 and two 14026 ...							...
91194	294	<b>Feed Cam</b> (top) with two 446c ...							...
446c	311	"	"	"	"	"	"	Set Screw	...
91195	294	<b>Feed Connecting Crank</b> with 453c and 1809							...
3012	302	"	"	"	"	"	"	Pin	...
1809	280	"	"	"	"	"	"	Roller and Stud	...
453c	311	"	"	"	"	"	"	Set Screw	...

No.	Plate								
247f	311	<b>Feed Regulating Position Screw</b> ... ..							
91135	306	"	"	Sliding Block	...	...	...	...	...
SS94e	311	"	"	"	"	Screw Stud	...	...	...
NN52d	280	"	"	"	"	"	"	Thumb Nut	...
91136	304	"	"	"	"	"	"	Washer	...
SS95d	311	"	"	Thumb Screw	...	...	...	...	...
91435	623	<b>Feed Shaft</b> ... ..							
91436	623	"	"	Lever	...	...	...	...	...
7d	311	"	"	"	Hinge Screw	...	...	...	...
1512e	—	"	"	"	"	"	Nut	...	...
93328	707	"	"	"	Thread Eyelet	...	...	...	...
91198	287	<b>Guide</b> ... ..							
91368	492	"	...	...	...	...	...	...	...
793d	289	"	Thumb Screw (2)	...	...	...	...	...	...

NOTE.—No. 91368 is supplied with this Machine unless otherwise specified on order.

91611	—	<b>Guide Holder</b> ... ..							
SS39d	311	"	"	Binding Screw	...	...	...	...	...
91603	—	"	"	Bracket	...	...	...	...	...
91217	291	"	"	"	Hinge Pin	...	...	...	...
91604	—	"	"	Hinge Lever	...	...	...	...	...
946f	1114	"	"	"	"	Screw	...	...	...
91612	1075	<b>Guide Holder</b> (swing), complete, Nos. 946f, 91217, 91603, 91604 and 91611 ... ..							
91141	276	<b>Guide and Presser Bar Spring Bracket</b> ... ..							
91144	294	"	"	"	"	"	"	Bell Crank	...
91145	287	"	"	"	"	"	"	"	Connect-
									ing Bracket with SS45d and 1816
SS45d	311	"	"	"	"	"	"	Bracket Bell Crank Connect-	
								ing Bracket Clamping Screw	
1816	280	"	"	"	"	"	"	Bracket Bell Crank Connect-	
								ing Bracket Roller and Stud	
161f	310	"	"	"	"	"	"	Bracket Bell Crank Screw	
87345	304	"	"	"	"	"	"	"	Washer
91142	—	"	"	"	"	"	"	Thread Regulating	
								Bracket	
91143	287	"	"	"	"	"	"	"	Regulating
								Bracket 91142 with RR33	
RR33	293	"	"	"	"	"	"	Bracket Thread Regulating	
								Bracket Roller and Screw Stud	
SS50d	311	"	"	"	"	"	"	Bracket Thread Regulating	
								Bracket Screw	

No.	Plate								
91519	817	<b>Heating Chamber</b> ... ..							
SS39d	311	"	"	Binding Screw	(to attach to machine)	(2)			
91431	825	"	"	Bracket	(for 91399)				
180f	311	"	"	"	Binding Screw				
91467	817	"	"	Lid					
91355	434	"	"	"	Hinge Pin				
80106	434	"	"	"	Latch Spring				
207f	434	"	"	"	"	"	Screw		
82462	302	"	"	"	"	"	"	Washer	
637e	434	"	"	"	Tension Screw Stud				
1560d	280	"	"	"	"	"	"	Thumb Nut	
2102	296	"	"	"	"	"	"	Disc	
2103	292	"	"	"	"	"	"	Spring	
91520	825	"	"	"	Thread Guide				
91521	825	"	"	"	"	"	"	Wheel	
34d	432	"	"	"	"	"	"	Hinge Screw	
91522	—	"	"	"	complete, Nos. 637e, 1560d, 2103, 91467,				
					two each 34d, 2102, 91520 and 91521				
91523	—	"	"	Thread Guide Bracket					
91524	—	"	"	"	"	"	"	Roller	
91525	—	"	"	"	"	"	"	"	Pin
202f	299	"	"	"	"	"	"	Screw	
91526	825	"	"	"	"	"	"	91523 with 91524	
								and 91525	
91527	—	"	"	Wax Box					
91528	817	"	"	"	"	91527 with SS308c, two 91359,			
						three each 82462 and 91529			
91359	434	"	"	"	"	Spindle			
91529	1104	"	"	"	"	Thread Eyelet (Rubber)			
SS308c	1113	"	"	"	"	"	"	Screw	
82462	302	"	"	"	"	"	"	"	Washer
91530	—	<b>Heating Chamber, complete, Nos. 207f, 80106, 82462, 91355, 91431, 91519, 91522, 91526, 91528, two each 180f and 202f</b>							
94994	—	<b>Heating Tube</b> ... ..							
91363	434	"	"	Connecting Bracket	(for arm, front)				
91363	434	"	"	"	"	( " " back)			
91362	434	"	"	"	"	( " bed)			
180f	311	"	"	"	"	"	"	Screw	
91533h	1107	"	"	Lower Flame Guard Plate					
180f	311	"	"	"	"	"	"	Screw	
94978	—	"	"	94994 with 91362, 91533h, two 91363 and six					
								180f	
94983	—	<b>Hot Wax Fittings, complete, Nos. 32d, 207f, 91366, 91530, 94978, 94990, 95195 and two SS39d</b> ... ..							
91146	—	<b>Needle Bar</b> ... ..							
91147	287	"	"	Connection with SS45d					



No.	Plate								
SS45d	311	<b>Needle Bar</b>	Connection	Clamping	Screw	...	...	...	...
91148	296	"	"	"	Link (adjustable) with SS44e	...	...	...	...
SS44e	311	"	"	"	"	Adjusting	Screw	...	...
82520	643	<b>Needle Clamp</b>	...	...	...	...	...	...	...
156f	311	"	"	"	Screw	...	...	...	...
82521	643	"	"	"	Thread Eyelet	...	...	...	...
226d	841	"	"	"	"	Screw	...	...	...
82522	707	<b>Needle Clamp</b> , complete, Nos. 156f, 226d, 82520 and 82521	...	...	...	...	...	...	...
98617	—	<b>Oscillating Rock Shaft</b>	with 91025, 94972 and two 91026	...	...	...	...	...	...
98618	—	<b>Oscillating Rock Shaft</b> , complete, Nos. 1668c, 98613, 98614 and 98617	...	...	...	...	...	...	...
91025	306	"	"	"	Steel Plate (bottom)	...	...	...	...
94972	1329	"	"	"	"	"	(top)	...	...
91026	302	"	"	"	"	"	Rivet	...	...
6489	311	"	"	"	"	"	Hinge Pin	...	...
1513j	279	"	"	"	"	"	"	Nut	...
926c	312	"	"	"	"	"	"	Screw Bearing	...
1513j	279	"	"	"	"	"	"	"	Nut
91202	274	<b>Oscillating Shuttle Shaft</b>	...	...	...	...	...	...	...
91172	294	"	"	"	Crank with 453c and 1850	...	...	...	...
11663	297	"	"	"	"	"	Pin	...	...
1850	841	"	"	"	"	"	Roller and Stud	...	...
453c	311	"	"	"	"	"	Set Screw	...	...
82426	274	<b>Presser Bar</b> (with squared end)	...	...	...	...	...	...	...
91149	297	"	"	"	Lifter	...	...	...	...
SS186d	307	"	"	"	"	"	Hinge Screw	...	...
1518e	313	"	"	"	"	"	"	Nut	...
SS316d	622	"	"	"	"	"	Screw Bushing	...	...
91150	285	"	"	"	"	"	Spring	...	...
91203	306	<b>Presser Foot</b> (left hand)	...	...	...	...	...	...	...
SS65d	299	"	"	"	Screw	...	...	...	...
91206	280	<b>Presser Feeding Foot</b> (serrated)	...	...	...	...	...	...	...
793d	311	"	"	"	"	"	Thumb Screw	...	...
91092	—	<b>Presser Foot Feed Point</b> $\frac{1}{8}$ " Square	Stitch	...	...	...	...	...	...
91093	—	"	"	"	"	"	$\frac{1}{8}$ " Twist	"	...
91094	—	"	"	"	"	"	$\frac{1}{8}$ " Square	"	...
91095	—	"	"	"	"	"	$\frac{1}{8}$ " Twist	"	...
91096	280	"	"	"	"	"	$\frac{1}{8}$ " Square	"	...



No.	Plate							
91097	280	<b>Presser Foot Feed Point</b>	$\frac{1}{8}$ "	Twist	Stitch	...	...	...
91098	280	"	"	"	"	$\frac{1}{16}$ "	Square	"
91099	280	"	"	"	"	$\frac{1}{16}$ "	Twist	"
91100	280	"	"	"	"	$\frac{1}{2}$ "	Square	"
91101	280	"	"	"	"	$\frac{1}{2}$ "	Twist	"
91102	—	"	"	"	"	$\frac{1}{4}$ "	Square	"
91103	—	"	"	"	"	$\frac{1}{4}$ "	Twist	"

NOTE.—Presser Foot Feed Points may be used with this Machine, but are only supplied when specified on order and are charged extra.

95093	1467	<b>Shuttle Bobbin</b>	...	...	...	...	...	...
95094	1467	" Cylinder	...	...	...	...	...	...
91042	1467	" Hinge Pin	...	...	...	...	...	...
91043	1467	" Latch Spring	...	...	...	...	...	...
233f	1467	" " " Screw	...	...	...	...	...	...
98619	1697	" Frame ...	...	...	...	...	...	...
95095	1467	" Tension Spring	...	...	...	...	...	...
SS377f	1467	" " " Adjusting Screw	...	...	...	...	...	...
†98622	1697	<b>Shuttle (Cylinder) <math>2\frac{1}{2}</math>" diam., complete, Nos. 233f, 91042, 91043, 95093 to 95095 and 98619</b>	...	...	...	...	...	...
†98608	1699	<b>Shuttle Driver and Feed Raising Cam</b>	...	...	...	...	...	...
11663	297	" " Pin	...	...	...	...	...	...
91451	756	<b>Shuttle Race (Cast Iron)</b>	...	...	...	...	...	...
91315	285	" " Cap Spring	...	...	...	...	...	...
SS218f	285	" " " Screw	...	...	...	...	...	...
91452	756	" " Cover	...	...	...	...	...	...
91430	684	" " Ring	...	...	...	...	...	...
SS318e	684	" " " Position Screw Stud (2)	...	...	...	...	...	...
SS317e	757	<b>Tension Screw Stud</b>	...	...	...	...	...	...
1560d	280	" " " Regulating Thumb Nut	...	...	...	...	...	...
446c	311	" " " Set Screw	...	...	...	...	...	...
82445	292	" Spring	...	...	...	...	...	...
82446	296	" Washer (Felt)	...	...	...	...	...	...
82447	304	" " (Steel)	...	...	...	...	...	...
82448	296	" Wheel	...	...	...	...	...	...
82502	290	<b>Tension, complete, Nos. SS317e, 1560d, 82445, 82448, two each 82446 and 82447</b>	...	...	...	...	...	...
82551	1062	<b>Thread Controlling Lever</b>	...	...	...	...	...	...
82525	757	" " " Spring	...	...	...	...	...	...
82455	871	" " " Stop Pin	...	...	...	...	...	...

†NOTE.—Shuttle Driver No. 98608 must be used in conjunction with Shuttle No. 98622 and vice versa. These new parts are not interchangeable with the old.

No.	Plate							
82449	292	<b>Thread Guard</b>	...	...	...	...	...	...
233d	311	" " Screw	...	...	...	...	...	...
91619	—	<b>Thread Take-up Cam</b>	with SS320c and SS370c	...	...	...	...	...
91155	287	" " "	Link Connection with RR38	...	...	...	...	...
3012	302	" " "	" " " Pin	...	...	...	...	...
RR38	280	" " "	" " " Roller and Stud	...	...	...	...	...
SS320c	841	" " "	Set Screw	...	...	...	...	...
SS370c	1062	" " "	Timing Screw	...	...	...	...	...
82452	301	<b>Thread Take-up Lever</b>	...	...	...	...	...	...
82453	296	" " "	82452 with RR24 and 1519e	...	...	...	...	...
SS22d	311	" " "	Hinge Screw	...	...	...	...	...
RR24	280	" " "	Roller and Screw Stud	...	...	...	...	...
1519e	280	" " "	" " " " " Nut	...	...	...	...	...
91366	434	<b>Thread Tension Protecting Bracket</b>	with 91367	...	...	...	...	...
207f	434	" " "	" " Screw	...	...	...	...	...
91367	1098	" " "	" " Steady Pin	...	...	...	...	...
91208	287	<b>Throat Plate</b>	(fine needle hole)	...	...	...	...	...
91209	287	" "	(coarse needle hole)	...	...	...	...	...
180d	311	" "	Screw (2)	...	...	...	...	...

NOTE.—No. 91209 is sent with this Machine unless other Throat Plate is specified on order.

91210	—	<b>Work Plate</b>	...	...	...	...	...	...
SS39d	311	" " Screw	...	...	...	...	...	...

NOTE.—No. 91210 is supplied only when specified on order and is charged extra.

## ACCESSORIES

Accessories supplied with Nos. 45K37 and 45K50 Machines.

No.	Plate							
—	—	Instruction Book	...	...	...	...	...	...
84118	870	Machine Button with 84151 and Wood Screw $1\frac{1}{4}$ " No. 9 R.H.B.						
214 × 1	—	Needles (2 each sizes 25 to 27) for 45K37 Machine	...	...				
214 × 16	—	" (2 " " 23 " 25) " 45K50 "	...	...				
120342	1600	Oiler ...	...	...	...	...	...	...
11831	881	Screw Driver (large)	...	...	...	...	...	...
120378	905	" " (small)	...	...	...	...	...	...
95093	1263	Shuttle Bobbin (5)	...	...	...	...	...	...
91268	289	Wrench for NN45 for 45K37 Machine	...	...	...	...	...	...
80107	70	" " 1528 " 45K37 "	...	...	...	...	...	...

Accessories supplied with Nos. 45K42 and 45K52 Machines.

No.	Plate							
938e	996	Bolt with 1524e ( $3" \times \frac{1}{4}"$ ) (4)	...	...	...	...	...	...
6055	996	" Washer (4)	...	...	...	...	...	...
91221	291	Guide (plain)	...	...	...	...	...	...
—	—	Instruction Book	...	...	...	...	...	...
214 × 8	—	Needles (1 each sizes 22, 24, 25 and 3 size 23)	...	...	...	...	...	...
120342	1600	Oiler ...	...	...	...	...	...	...
11831	881	Screw Driver (large)	...	...	...	...	...	...
120378	905	" " (small)	...	...	...	...	...	...
95093	1263	Shuttle Bobbin (5)	...	...	...	...	...	...
86196	576	Threading Hook for 45K52 Machine	...	...	...	...	...	...

## BOBBIN WINDERS

Bobbin Winder (Friction) for 45K37, 45K42 and 45K50  
Fast Wheel Machines

No.	Plate							
82527	747	Bracket	...	...	...	...	...	...
SS56d	311	" Screw	...	...	...	...	...	...
82528	747	Frame ...	...	...	...	...	...	...
32d	434	" Hinge Screw	...	...	...	...	...	...
5960	308	Friction Wheel (Leather)	...	...	...	...	...	...
5961	308	" " Washer	...	...	...	...	...	...
333d	308	" " " Screw	...	...	...	...	...	...
91446	747	Spindle with 15072	...	...	...	...	...	...
15072	—	" Bobbin Position Pin	...	...	...	...	...	...
5963	308	" Flange	...	...	...	...	...	...
91447	747	Frame, complete, Nos. 333d, 5960, 5961, 5963, 82528 and 91446	...	...	...	...	...	...
82537	747	Spring ...	...	...	...	...	...	...
161d	311	" Screw	...	...	...	...	...	...
82538	747	" " Washer	...	...	...	...	...	...
91448	1129	Bobbin Winder, complete, Nos. 32d, 161d, 82527, 82537, 82538 and 91447	...	...	...	...	...	...

Bobbin Winder (Friction) for 45K37, 45K42 and 45K50  
Machines with Driving Attachment

This Bobbin Winder is the same as 91448 with the following exceptions :—

No.	Plate							
91476	838	Bracket	...	...	...	...	...	...
91477	—	Bobbin Winder, complete, Nos. 32d, 161d, 82537, 82538, 91447 and 91476	...	...	...	...	...	...



## ACCESSORIES

Accessories supplied with Nos. 45K37 and 45K50 Machines.

No.	Plate						
—	—	Instruction Book	...	...	...	...	...
84118	870	Machine Button with 84151 and Wood Screw $1\frac{1}{4}$ " No. 9 R.H.B.					
214 × 1	—	Needles (2 each sizes 25 to 27) for 45K37 Machine	...	...	...	...	...
214 × 16	—	" (2 " " 23 " 25) " 45K50 "	...	...	...	...	...
120342	1600	Oiler ...	...	...	...	...	...
11831	881	Screw Driver (large)	...	...	...	...	...
120378	905	" " (small)	...	...	...	...	...
95093	1263	Shuttle Bobbin (5)	...	...	...	...	...
91268	289	Wrench for NN45 for 45K37 Machine	...	...	...	...	...
80107	70	" " 1528 " 45K37 "	...	...	...	...	...

Accessories supplied with Nos. 45K42 and 45K52 Machines.

No.	Plate						
938e	996	Bolt with 1524e ( $3" \times \frac{1}{4}"$ ) (4)	...	...	...	...	...
6055	996	" Washer (4)	...	...	...	...	...
91221	291	Guide (plain)	...	...	...	...	...
—	—	Instruction Book	...	...	...	...	...
214 × 8	—	Needles (1 each sizes 22, 24, 25 and 3 size 23)	...	...	...	...	...
120342	1600	Oiler ...	...	...	...	...	...
11831	881	Screw Driver (large)	...	...	...	...	...
120378	905	" " (small)	...	...	...	...	...
95093	1263	Shuttle Bobbin (5)	...	...	...	...	...
86196	576	Threading Hook for 45K52 Machine	...	...	...	...	...

## BOBBIN WINDERS

Bobbin Winder (Friction) for 45K37, 45K42 and 45K50  
Fast Wheel Machines

No.	Plate							
82527	747	Bracket	...	...	...	...	...	...
SS56d	311	" Screw	...	...	...	...	...	...
82528	747	Frame	...	...	...	...	...	...
32d	434	" Hinge Screw	...	...	...	...	...	...
5960	308	Friction Wheel (Leather)	...	...	...	...	...	...
5961	308	" " Washer	...	...	...	...	...	...
333d	308	" " Screw	...	...	...	...	...	...
91446	747	Spindle with 15072	...	...	...	...	...	...
15072	—	" Bobbin Position Pin	...	...	...	...	...	...
5963	308	" Flange	...	...	...	...	...	...
91447	747	Frame, complete, Nos. 333d, 5960, 5961, 5963, 82528 and 91446	...	...	...	...	...	...
82537	747	Spring	...	...	...	...	...	...
161d	311	" Screw	...	...	...	...	...	...
82538	747	" " Washer	...	...	...	...	...	...
91448	1129	Bobbin Winder, complete, Nos. 32d, 161d, 82527, 82537, 82538 and 91447	...	...	...	...	...	...

Bobbin Winder (Friction) for 45K37, 45K42 and 45K50  
Machines with Driving Attachment

This Bobbin Winder is the same as 91448 with the following exceptions :—

No.	Plate							
91476	838	Bracket	...	...	...	...	...	...
91477	—	Bobbin Winder, complete, Nos. 32d, 161d, 82537, 82538, 91447 and 91476	...	...	...	...	...	...

## Bobbin Winder (Eccentric) for No. 45K52 Machine

No.	Plate							
80817	—	Eccentric	...	...	...	...	...	...
286d	1002	" Thumb Screw	...	...	...	...	...	...
82470	1004	Frame	...	...	...	...	...	...
SS56d	1002	" Screw	...	...	...	...	...	...
5960	1331	Friction Wheel (Leather)	...	...	...	...	...	...
5961	1331	" " Washer	...	...	...	...	...	...
333d	1002	" " " Screw	...	...	...	...	...	...
82471	1004	Spindle	...	...	...	...	...	...
5963	1331	" Flange	...	...	...	...	...	...
82473	1004	<b>Bobbin Winder</b> , complete, Nos. 286d, 333d, 5960, 5961, 5963, 80817, 82470 and 82471						

## Bobbin Winders (Swinging Automatic, Right Hand) for 95093

No.	Plate							
27540	1487	Base	...	...	...	...	...	...
—	—	" Screw (Wood) 1" No. 7 R.H.	...	...	...	...	...	...
27302	1487	Frame	...	...	...	...	...	...
50356b	1487	" Hinge Screw	...	...	...	...	...	...
1620j	1487	" " " Nut	...	...	...	...	...	...
27303	1487	" Spring	...	...	...	...	...	...
27541	1487	Pulley	...	...	...	...	...	...
27330	1487	Spindle	...	...	...	...	...	...
27306	1488	Spool Pin	...	...	...	...	...	...
27307	1488	" Stand	...	...	...	...	...	...
27308	—	" " 27307 with 418d, 1562j, 2106, 10141, 27306, two 2455 and two Wood Screws 1" No. 10	...	...	...	...	...	...
95197	1487	Stop Latch	...	...	...	...	...	...
35d	1487	" " Hinge Screw	...	...	...	...	...	...
2455	1488	Tension Disc	...	...	...	...	...	...
1562j	1488	" Regulating Thumb Nut	...	...	...	...	...	...
418d	1488	" Screw Stud	...	...	...	...	...	...
10141	1488	" Spring	...	...	...	...	...	...
2106	1488	Thread Guide	...	...	...	...	...	...
95198	1488	Bobbin Winder, Nos. 35d, 1620j, 27302, 27303, 27330, 27540, 27541, 50356b, 95197 and two Wood Screws 1" No. 7 R.H.						
95199	—	<b>Bobbin Winder</b> (Swinging Automatic, right hand), complete, Nos. 27308 and 95198						

# Heating Chamber and Hand Bobbin Winder for Machine 45K52



No.	Plate								
91378	494	<b>Bobbin Winder Frame with 446c</b>							
91379	494	"	"	Gear (76 teeth)	...	...	...	...	...
91380	494	"	"	Crank Arm	...	...	...	...	...
91381	494	"	"	"	"	"	Handle (Wood)	...	...
91382	494	"	"	"	"	"	Stud	...	...
80025	495	"	"	"	"	"	"	Washer	...
91383	494	"	"	"	"	"	91380 with 80025, 91381 and 91382	...	...
180b	311	"	"	"	Crank Screw	...	...	...	...
91384	495	"	"	"	Stud	...	...	...	...
8569	—	"	"	"	"	"	Pin	...	...
91386	495	"	"	"	"	"	Washer	...	...
446c	311	"	"	"	"	"	Set Screw	...	...
91387	494	"	"	"	Pinion (33 teeth)	...	...	...	...
2077	—	"	"	"	"	"	Pin	...	...
91389	495	"	"	"	Spindle	...	...	...	...
91390	—	"	"	"	"	"	Collar	...	...
291d	495	"	"	"	"	"	Thumb Screw	...	...
91401	495	"	"	"	"	"	91390 with 291d	...	...
93328	707	"	"	"	Thread Guide	...	...	...	...
91410	495	"	"	"	"	"	Lever with 91392	...	...
91392	495	"	"	"	"	"	Stud	...	...
180d	495	"	"	"	"	"	"	Screw	...
91393	495	"	"	"	"	"	"	Washer	...
91394	495	"	"	"	Worm	...	...	...	...
2269	1329	"	"	"	"	"	Pin	...	...
91395	494	"	"	"	"	"	Shaft with 180d and 32519	...	...
32519	—	"	"	"	"	"	"	Pin for Bobbin	...
180d	495	"	"	"	"	"	"	Screw	...
91396	495	"	"	"	"	"	Wheel	...	...
91397	495	"	"	"	"	"	"	Cam	...
91398	494	"	"	"	"	"	"	Lever	...
86d	495	"	"	"	"	"	"	Hinge Screw	...
207d	434	"	"	"	"	"	"	Screw	...
44d	495	"	"	"	"	"	"	Hinge Screw	...
91399	—	<b>Bobbin Winder, complete, Nos. 44d, 86d, 180b, 180d, 207d, 2077, 2269, 8569, 91378, 91379, 91383, 91384, 91386, 91387, 91389, 91393 to 91398, 91401, 91410 and 93328</b>							
95196	—	<b>Heating Chamber and Hand Bobbin Winder, complete, Nos. 91399 and 91530</b>							



## FOOT LIFTER

No.	Plate							
91716	1063	Arm Lever	...	...	...	...	...	...
694d	312	" "	Hinge Screw	...	...	...	...	...
91457	755	Foot Lever with 176c	...	...	...	...	...	...
91459	755	" "	Bracket	...	...	...	...	...
17881	755	" "	" Hinge Pin	...	...	...	...	...
—	—	" "	" Screw (Wood) 1 $\frac{1}{4}$ " No. 15	...	...	...	...	...
91458	755	" "	Extension	...	...	...	...	...
176c	312	" "	" Set Screw	...	...	...	...	...
17882	755	" "	Spring	...	...	...	...	...
91454	—	Foot Lever only, complete, Nos. 17881, 17882, 91457 to 91459 and two Wood Screws 1 $\frac{1}{4}$ " No. 15						
17877	755	Foot Lever Pitman Rod (lower)	...	...	...	...	...	...
17878	755	" "	" " (upper)	...	...	...	...	...
17879	755	" "	" " Clamp with two 161d	...	...	...	...	...
161d	311	" "	" " " Screw	...	...	...	...	...
17880	755	Foot Lever Pitman Rod, complete, Nos. 17877 to 17879						
91453	755	" "	" " Connecting Hook (7" long)	...	...	...	...	...
91455	—	Foot Lever, complete, Nos. 17880 and 91454						
91456	—	<b>Foot Lifter</b> , complete, Nos. 694d, 91453, 91455 and 91716						

## DRIVING ATTACHMENT FOR Machine 45K37

No.	Plate								
91473	861	Balance Wheel with 434c, 451c, 91475 and four 402e	...						
91474	861	" " Friction Pulley (two-speeds) with 448c and 91294	...						
91294	310	" " " " Centre Bearing	...						
91475	861	" " " " Ring (Cardboard)	...						
402e	861	" " " " Screw	...						
448c	858	" " " " Set Screw	...						
434c	311	" " Set Screw (long)	...						
451c	861	" " " " (short)	...						
91296	755	Starting Lever	...						
91297	755	" " Bracket	...						
91298	1293	" " " Hinge Pin	...						
—	—	" " " Screw (Wood) 1½" No. 15	...						
91299	755	" " Nos. 91296 to 91298 and three Wood Screws 1½"	...						
No. 15									
17877	755	Starting Lever Pitman Rod (lower)	...						
17878	755	" " " " (upper)	...						
17879	755	" " " " Clamp with two 161d	...						
161d	310	" " " " " Screw	...						
17880	755	Starting Lever Pitman Rod, complete, Nos. 17877 to 17879	...						
91460	—	Starting Lever and Pitman, complete, Nos. 17880 and 91299	...						
84275	472	Shaft Pulley (sectional, grooved) 10" diam., with two 597c	...						
597c	1302	" " Clamping Screw	...						
91301	310	Lever with 7958 and 91306	...						
91302	310	" Bracket	...						
SS38c	310	" " Screw	...						
91303	310	" Centre Plug (Wood)	...						
427c	310	" " " Adjusting Screw	...						
1508e	310	" " " " " Nut	...						
91306	—	" Friction Pad (Leather)	...						
693d	310	" Hinge Screw	...						
NN28c	310	" " " Nut	...						
91307	292	" Spring	...						
161d	310	" " Screw	...						
7958	—	" " " Pin	...						
91309	—	Lever, complete, Nos. 161d, 427c, 1508e, 91301 to 91303, 91307 and two SS38c	...						
91478	—	Driving Attachment, complete, Nos. NN28c, 693d, 84275, 91309, 91460, 91473 and 91474	...						

## DRIVING ATTACHMENT FOR Machines 45K42 and 45K52

This Driving Attachment is the same as 91478 with the following exceptions :—

No.	Plate				
91311	310	Lever with 7958 and 91306	...	...	...
91312	—	Lever, complete, Nos. 161c, 427c, 1508e, 91302, 91303, 91307, 91311 and two SS38c	...	...	...
91479	—	<b>Driving Attachment</b> complete, Nos. NN28c, 693d, 84275, 91312, 91460, 91473 and 91474	...	...	...

## DRIVING ATTACHMENT FOR Machine 45K50

This Driving Attachment is the same as 91478 with the following exceptions :—

No.	Plate				
91468	—	Lever with 7958 and 91306	...	...	...
91469	—	Lever, complete, Nos. 161c, 427c, 1508e, 91302, 91303, 91307, 91468 and two SS38c	...	...	...
91480	—	<b>Driving Attachment</b> , complete, Nos. NN28c, 693d, 84275, 91460, 91469, 91473 and 91474	...	...	...

## OBSOLETE PARTS

No.	Plate	
91123	274	<b>Alternating Feed Presser Bar</b> for 45K42, 45K50 and 45K52 Machines.
91269	273	<b>Crank Connecting Rod</b> with SS44c, 91005 and two 158e for 45K37 Machine
91270	274	" " " " SS44c, 91005 and two 158e for 45K42 Machine
91004	—	" " " " 91005 and two 158e for 45K37 Machine
SS313c	841	" " " Hinge Screw ... ..
SS45d	311	" " " " " Set Screw ... ..
91271	274	<b>Guide Bar</b> for 45K42 Machine ... ..
91199	273	<b>Needle Bar</b> for 45K42 and 45K52 Machines ... ..
91273	292	<b>Needle Clamp Thread Eyelet</b> for 45K37 Machine ... ..
91027	—	<b>Oscillating Rock Shaft</b> with two each 91025 and 91026 for 45K37 Machine
91170	296	<b>Oscillating Rock Shaft</b> with two each 91025 and 91026 for 45K42 Machine
91274	306	<b>Presser Bar Spring</b> (Supplementary, for extra heavy Presser Bar) for 45K42 Machine ... ..
91275	294	<b>Presser Bar Spring Bracket</b> for 45K42 Machine ... ..
91204	285	<b>Presser Foot</b> (right hand) for 45K42 Machine ... ..
95186	1467	<b>Shuttle Frame</b> for 95096 ... ..
95096	1467	<b>Shuttle</b> (Cylinder) 2½" diam., complete, Nos. 233f, SS377f, 91042, 91043, 95093 to 95095 and 95186, for 45K37, 45K42 and 45K52 Machines ... ..
95187	1468	<b>Shuttle Frame</b> for 95097 ... ..
95097	1468	<b>Shuttle</b> (Cylinder) 2½" diam., complete, Nos. 233f, SS377f, 91042, 91043, 95093 to 95095 and 95187, for 45K50 Machine
91597	853	<b>Shuttle Driver</b> for 45K37 and 45K50 Machines ... ..
91024	301	" " and Feed Raising Cam for 45K52 Machine ... ..
91598	300	" " " " " " " 45K42 and 45K52 Machines
91277	306	<b>Shuttle Race Cap</b> for 45K42 Machine ... ..
91278	289	<b>Shuttle Race Loop Spreader and Guard</b> for 45K37 Machine
91279	289	<b>Shuttle Race Loop Spreader Spring</b> for 45K37 Machine ... ..
91062	—	<b>Thread Take-up Spring</b> ... ..
91281	273	<b>Vibrating Presser Bar</b> (flat) for 45K37 Machine ... ..
91282	293	" " " Top Bracket for 45K37 Machine ... ..
91283	293	" " " Lower Guide Bracket for 45K37 Mch.





